

Family

# Peak

Design – Böttcher & Kayser



**JOHANSON**



## Introduction

Peak tables combine a smart construction concept with an appealing expression. By taking the traditional wooden frame and translating it into a more modern interpretation in metal, it has proved possible to produce a supporting structure that is both stable and extremely sturdy.

Peak table, designed by Böttcher & Kayser, is the perfect marriage of an ingenious construction with a strong personality. Available in a range of different sizes and models, Peak's characteristic feature is the way that the legs converge and overlap at the top. This means that the underframe is strong enough to cope with heavy loads and what are, in proportion to its size, (very) large table tops. Thanks to a modern interpretation in metal of an archetypal wooden con-

struction, Peak table series combines contemporary styling with a wide choice of models and sizes. Users can furnish with just one kind of table, or take advantage of the rich diversity that is available and vary their furnishing solution with conference tables of different heights, bar tables, low tables for lounge seating, side tables for small groups and so on. There is a wealth of models for every conceivable situation.

Choose between a more conventional look with an underframe in a metal finish, or liven things up with one or more of the many RAL colours. Tables in the Peak family are available in different lengths, depths and heights in accordance with standard table dimensions, but there is also the possibility of adapting these sizes.





## Designer

Böttcher & Kayser is a Berlin-based studio founded in 2007, working in the fields of consumer product, furniture, lighting and interior design. Moritz Böttcher and Nikolaus Kayser have been rewarded with several prestigious awards such as the Interior Innovation Award, several iF Design Awards and numerous Red Dot Awards – including the award, Best of the Best' in 2013. Their projects have been published in books and magazines around the world.



# Models

## Peak & Peak-XL

---



Peak - 72



Peak - 90



Peak - 110



### Rectangular

Shape of table top for  
Peak and Peak XL



Peak-XL - 72



Peak-XL - 90



Peak-XL - 110

# Facts

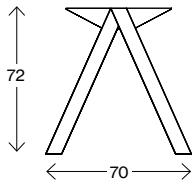
## Peak & Peak-XL

---

### Peak - 72

Dimensions cm

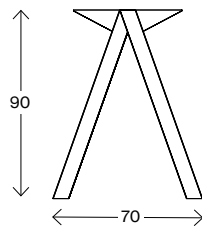
For table tops with width 70-99cm



### Peak - 90

Dimensions cm

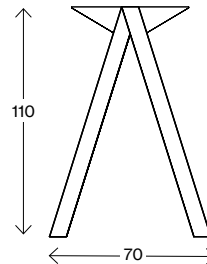
For table tops with width 70-99cm



### Peak - 110

Dimensions cm

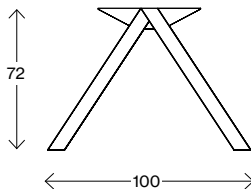
For table tops with width 70-99cm



### Peak-XL - 72

Dimensions cm

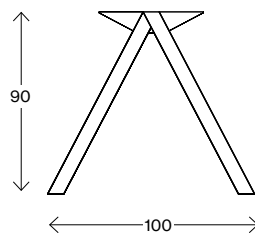
For table tops with width 100-150cm



### Peak-XL - 90

Dimensions cm

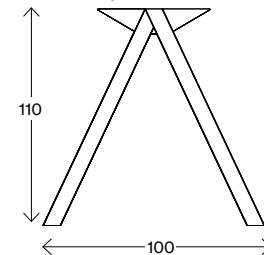
For table tops with width 100-150cm



### Peak-XL - 110

Dimensions cm

For table tops with width 100-150cm



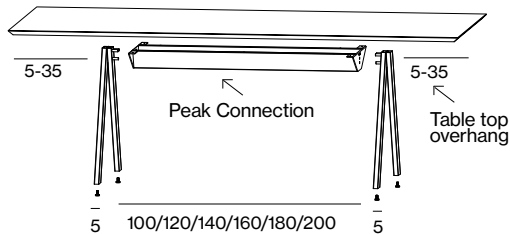
# Recommended combinations

## Peak & Peak-XL

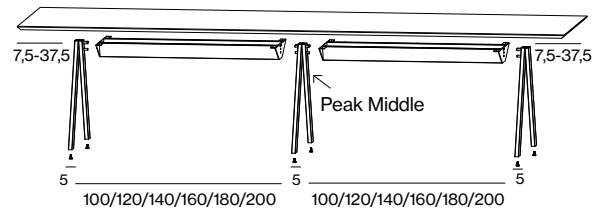
### Choose execution:

1. Length of table top
2. Height of table (72cm / 90cm)
3. Width of table top, for base selection:  
Peak: 70-99cm, Peak XL: 100-150cm
4. Peak Middle base / bases for longer tables.
5. Choose Peak connection considered how long overhang you want.

For table tops with length 120-280 cm



For table tops with length 230-490cm



Lenght Connection	100	120	140	160	180	200
Lenght top	Overhang from each side					
120	5	•	•	•	•	•
130	10	•	•	•	•	•
140	15	5	•	•	•	•
150	20	10	•	•	•	•
160	25	15	5	•	•	•
170	30	20	10	•	•	•
180	35	25	15	•	•	•
190	•	30	20	10	•	•
200	•	35	25	15	5	•
210	•	•	30	20	10	•
220	•	•	35	25	15	5
230	•	•	•	30	20	10
240	•	•	•	35	25	15
250	•	•	•	•	30	20
260	•	•	•	•	35	25
270	•	•	•	•	•	30
280	•	•	•	•	•	35

Lenght Connection	100	120	140	160	180	200
Lenght top	Overhang from each side					
230	7,5	•	•	•	•	•
240	12,5	•	•	•	•	•
250	17,5	•	•	•	•	•
260	22,5	•	•	•	•	•
270	27,5	7,5	•	•	•	•
280	32,5	12,5	•	•	•	•
290	37,5	17,5	•	•	•	•
300	•	22,5	•	•	•	•
310	•	27,5	7,5	•	•	•
320	•	32,5	12,5	•	•	•
330	•	37,5	17,5	•	•	•
340	•	•	22,5	•	•	•
350	•	•	27,5	7,5	•	•
360	•	•	32,5	12,5	•	•
370	•	•	37,5	17,5	•	•
380	•	•	•	22,5	•	•
390	•	•	•	27,5	7,5	•
400	•	•	•	32,5	12,5	•
410	•	•	•	37,5	17,5	•
420	•	•	•	•	22,5	•
430	•	•	•	•	27,5	7,5
440	•	•	•	•	32,5	12,5
450	•	•	•	•	37,5	17,5
460	•	•	•	•	•	22,5
470	•	•	•	•	•	27,5
480	•	•	•	•	•	32,5
490	•	•	•	•	•	37,5

# Models

Peak Triple, Peak Quattro, Peak Quattro-XL

---



Peak-Triple - 47



Peak-Triple - 57



Peak-Quattro - 72



Peak-Quattro - 90



Peak-Quattro - 110



Peak-Quattro-XL - 72



Peak-Quattro-XL - 90



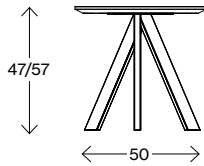
Peak-Quattro-XL - 110

# Facts

## Peak Triple, Peak Quattro, Peak Quattro-XL

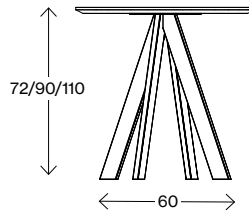
### Peak - Tripel

Dimensions cm



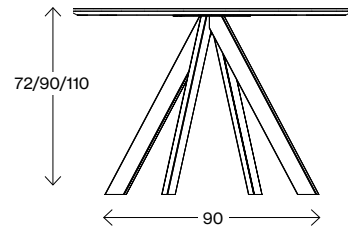
### Peak - Quattro

Dimensions cm



### Peak - Quattro - XL

Dimensions cm



# Recommended combinations

## Peak Triple, Peak Quattro, Quattro-XL

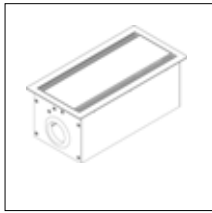
Top	Peak-Triple	Peak-Quattro	Peak-Quattro-XL
Ø50	47/57	•	•
Ø60	47/57	72/90/110	•
Ø75	•	72/90/110	•
Ø90/Ø100	•	•	72/90/110
Ø110/Ø120	•	•	72/90/110
60x70	•	72/90/110	•
70x70	•	72/90/110	•

# Accessories

Peak & Peak-XL


---

## Electrical equipment



### Bi Box 1

300x150 - black, white or silver  
2 extensions, 2 network  
Cat 6, 2 USB.




### Bi Box 2

605x150 - black, white or silver  
5 extensions, 1 network  
Cat 6, 1 HDMI, 4 USB.



### USB Grommet

Ø78 - black, white or silver  
2 USB.



### Power point

Black, white or silver  
2 extensions.



### Pixel

Black with edge in silver  
1 extension  
1 extension, 2 USB.



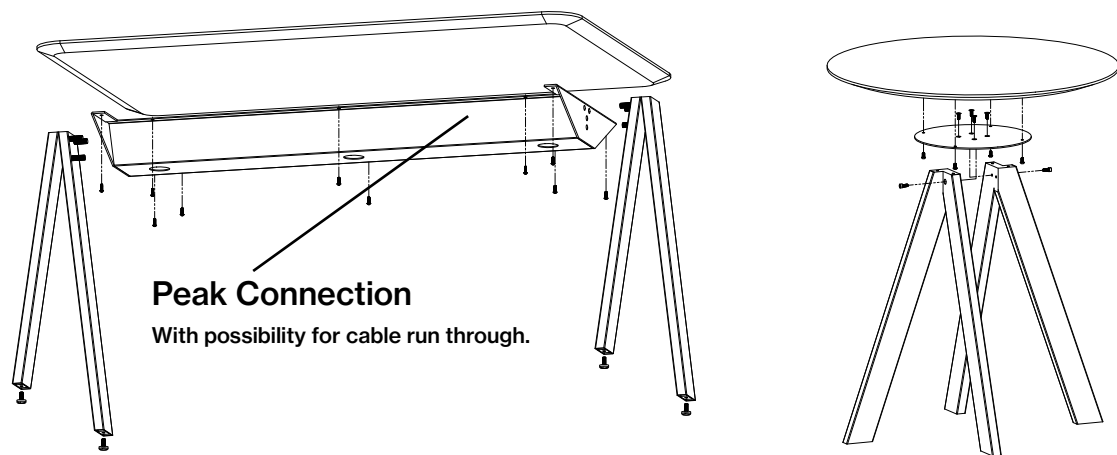
### Cable hatch

Practical Cable hatch in the same material as the table top for data and electrical connection, customized to the customer's wishes. Contact Johanson support for info.



# Facts

## Peak in detail



## Facts

---

### Material

- 20-50% Recycled Swedish steel
- Underneath each leg there is a plastic glider

### BIM -objects can be downloaded

[www.johansondesign.com](http://www.johansondesign.com)



3D Max



Archicad



Revit



Autocad 2D



Autocad 3D



Sketchup

 pCon

### Recycling

All steel parts are recyclable. Before we finish the chrome/lacquer all grease/oil is removed by alkaline wash and then sent for destruction. The lacquering is produced by electrostatic epoxy powder coating that gives a minimum of waste. The electrostatic chrome (chrome 3) is recyclable. The plastic parts that are used are recyclable by grinding. All upholstery and frames of synthetic material are totally without C.F.C. emissions. All glue is water based.

### Material declaration

For more information about the product please download material declaration on our website, under Downloads à Product Information at [www.johansondesign.com](http://www.johansondesign.com)

# Models

## Peak Bench

---



Peak Bench 46-120



Peak Bench 46-120 Table



Peak Bench 65-120



Peak Bench 46-180



Peak Bench 46-180 Table



Peak Bench 46-180



Peak Bench 46-240



Peak Bench 46-240 Table



Peak Bench 65-240

# Colour

---

## Multicolour - Finish RAL

Take part in Johanson's color range, 400 variants of different finishes are offered as standard on steel frames and metal details. Choose from all 192 RAL colors, alternatives are available both as solid finish (gloss 72) or Structure finish which has a matte, slightly textured elegant surface. In addition, 15 RAL colors with pearl finish and chrome are offered.

For all colours see [www.johansondesign.com](http://www.johansondesign.com)

**192 Solid collection** (gloss 72)

**192 Structure collection** (matte, textured surface)

**15 Pearl finish collection** and chrome.



# Table top

---



## Basic

Straight edge with thickness 25mm. Wood fiber with laminate in white or black.



## Discus

Chamfered edge with thickness 25mm. MDF with laminate or veneer in different executions.

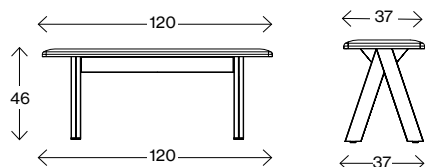
## Other

Besides our standard range of veneer, laminate, stain and lacquer-colours we can offer customized solutions.

# Facts

## Peak Bench

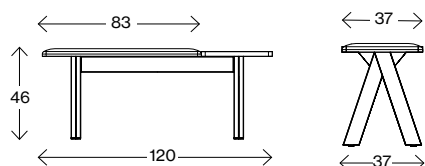
Dimensions cm



### Peak Bench 46-120

Fabric requirement (r.m)	0,75
Leather requirement (m <sup>2</sup> )	1,2
Weight (kg)	-
Volume (m <sup>3</sup> )	0,20

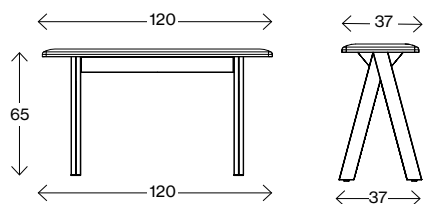
Dimensions cm



### Peak Bench 46-120 Table

Fabric requirement (r.m)	0,6
Leather requirement (m <sup>2</sup> )	1,1
Weight (kg)	-
Volume (m <sup>3</sup> )	0,20

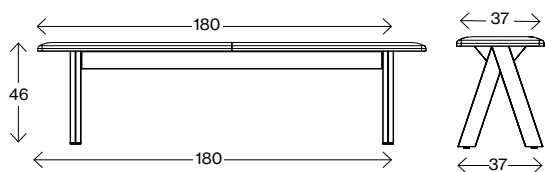
Dimensions cm



### Peak Bench 46-120

Fabric requirement (r.m)	0,75
Leather requirement (m <sup>2</sup> )	1,2
Vikt (kg)	-
Volume (m <sup>3</sup> )	0,29

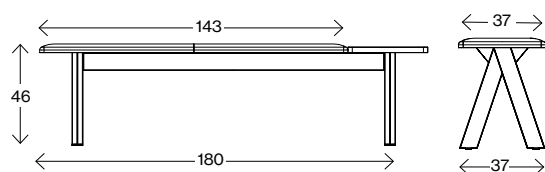
Dimensions cm



### Peak Bench 46-180

Fabric requirement (r.m)	1,4
Leather requirement (m <sup>2</sup> )	2,3
Weight (kg)	-
Volume (m <sup>3</sup> )	0,31

Dimensions cm



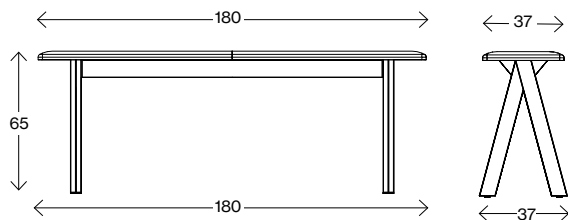
### Peak Bench 46-180 Table

Fabric requirement (r.m)	1,15
Leather requirement (m <sup>2</sup> )	2,3
Weight (kg)	-
Volume (m <sup>3</sup> )	0,31

# Facts

## Peak Bench

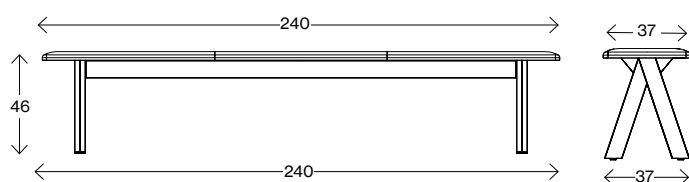
Dimensions cm



### Peak Bench 65-180

Fabric requirement (r.m)	1,4
Leather requirement (m <sup>2</sup> )	2,3
Weight (kg)	-
Volume (m <sup>3</sup> )	0,43

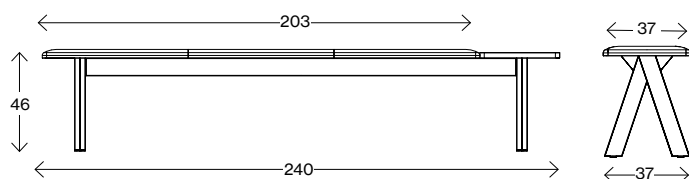
Dimensions cm



### Peak Bench 46-240

Fabric requirement (r.m)	1,4
Leather requirement (m <sup>2</sup> )	2,3
Weight (kg)	-
Volume (m <sup>3</sup> )	0,41

Dimensions cm



### Peak Bench 46-240 Table

Fabric requirement (r.m)	1,2
Leather requirement (m <sup>2</sup> )	2,3
Weight (kg)	-
Volume (m <sup>3</sup> )	0,41

Dimensions cm



### Peak Bench 65-240

Fabric requirement (r.m)	1,4
Leather requirement (m <sup>2</sup> )	2,3
Weight (kg)	-
Volume (m <sup>3</sup> )	0,41









# JOHANSON

---

Johanson Design AB | Anders Anderssons Väg 7 | 285 35 Markaryd | Sweden  
Tel +46-433 725 00 | [www.johansondesign.com](http://www.johansondesign.com)