

Family
Speed

Design – Johan Lindstén



JOHANSON



Introduction

The design with the visible leg frame that enfolds the seat creates a clear contrast. A wide range of colours and upholstery gives the architect plenty of opportunities to convey a particular look for the setting in which the chair is to be placed.



Designer

Johan Lindstén's products are characterised by well-thought out design and unexpected details in a creative process that optimises function. Johan wants his designs to interact with their surroundings in a way that influences the mood of the user. He draws his inspiration from the most unlikely of sources, such as the lilac bush outside his home or the Ocean of Storms on the moon.



Models



Speed



Speed EC



Speed BS 65



Speed BS 80



Speed Table 47



Speed Table 57

Material

Seat - Upholstery materials

Johanson offers a very generous range of fabrics, leather and artificial leather from the most reputable suppliers in the world. Should any other material be desired despite the wide selection, it is also possible to suggest other materials. Johanson does not charge start-up costs for handling non-standard materials.

Multicolour - Finish RAL

Take part in Johanson's color range, 400 variants of different finishes are offered as standard on steel frames and metal details. Choose from all 192 RAL colors, alternatives are available both as solid finish (gloss 72) or Structure finish which has a matte, slightly textured elegant surface. In addition, 15 RAL-Farben mit Perlmutteffekt sowie Chrom wählbar.

For all colours see www.johansondesign.com

192 Solid collection (gloss 72)

192 Structure collection (matte, textured surface)

15 Pearl finish collection and chrome.



Accessories




Connector

Speed 09-base



Stacking trolley

Stackability for each chair can be found under facts.



Extra

Felt gliders



Table tops



Discus

Chamfered edge with thickness 25mm. MDF with laminate or veneer in different executions.

Finish

White laminate
Black laminate
Light grey laminate
Oak laminate
Birch laminate
Wenge laminate
Walnut laminate
Ash laminate
Oak veneer
Birch veneer
Ash veneer
Formica Collection Colors
White laminate
Black laminate
Black stained oak veneer
White stained oak veneer
Black stained ash veneer
White stained ash veneer
Abet Laminati
Abet Laminati
Abet Laminati
Abet Laminati
Fenix NTM laminate
Fenix NTM laminate
Fenix NTM laminate
Fenix NTM laminate
Formica Collection True Scale
Formica Collection True Scale
Formica Collection True Scale
Formica Collection Patterns
Formica Collection Colors

Description

F1040 MAT Alpino RAL 9010
F2253 MAT Diamond black RAL 9011
F7927 MAT Folkestone NCS S 2500-N
F5374 NAT Elegant oak
F7921 MAT Birch
F1614 MAT Punga Punga Wood
F5150 MAT American Walnut
F8843 NAT Natural Ash
Clear lacquered oak veneer
Clear lacquered birch veneer
Clear lacquered ash veneer
Any color from Formica Collection Colors:
F1040 MAT Alpino RAL 9010
F2253 MAT Diamond black RAL 9011
Black stained lacquered oak veneer
Oak veneer white pigmented hardwax
Black stained lacquered ash veneer
Ash veneer white pigmented hardwax
Rocks 557 Papier
Rocks 558 Papier
Rocks 1451 Papier
Rocks 596 Climb
0718 Grigio Londra
0720 Nero Ingo
0724 Grigio Bromo
0752 Grigio Antrim
F3458 Travertine Silver AR Plus
F3457 Breccia Paradiso AR Plus
F3476 Jet Sequoia AR Plus
F8832 Elemental Corten AHD
Any color from Formica Collection Colors:

Edge

Discus edge, natural lacq. MDF
Discus edge, natural lacq. MDF
Discus edge, natural lacq. MDF
Discus edge, natural lacq. MDF
Discus edge, natural lacq. MDF
Discus edge, natural lacq. MDF
Discus edge, natural lacq. MDF
Discus edge, natural lacq. MDF
Discus edge, natural lacq. MDF
Discus edge, natural lacq. MDF
Discus edge, natural lacq. MDF
Discus edge, white lacquered MDF
Discus edge, black MDF
Discus edge, black stained MDF
Discus edge, white stained MDF
Discus edge, black stained MDF
Discus edge, white stained MDF
Discus edge, natural lacq. MDF
Discus edge, natural lacq. MDF
Discus edge, natural lacq. MDF
Discus edge, natural lacq. MDF
Discus edge, black MDF
Discus edge, black MDF
Discus edge, black MDF
Discus edge, black MDF
Discus edge, natural lacq. MDF
Discus edge, natural lacq. MDF
Discus edge, natural lacq. MDF
Discus edge, natural lacq. MDF
Discus edge, natural lacq. MDF
Colour lacquered to match laminate



Basic

Straight edge with thickness 25mm. Wood fiber with laminate in white or black.

Finish

White laminate
Black laminate
Forbo Desktop
Forbo Desktop
Forbo Desktop
Forbo Desktop
Forbo Desktop
Forbo Desktop
Forbo Desktop

Beskrivning

4023 Nero
4172 Mauve
4132 Ash
4179 Smokey Blue
4174 Conifer
4184 Olive
4176 Mushroom

Kant

Basic edge, white ABS-edge
Basic edge, black ABS-edge
Basic edge in matching colour
Basic edge in matching colour
Basic edge in matching colour
Basic edge in matching colour
Basic edge in matching colour
Basic edge in matching colour
Basic edge in matching colour

Other

Besides our standard range of veneer, laminate, stain and lacquer-colours we can offer customized solutions.

Facts

Material

The seat is made in moulded CMHR foam (density 65kg) that meets the highest requirements for flammability (CMHR quality). The base is made of finished/lacquered metal.

Certificate-Moment

- Fire certificate (Danak)



BIM - objects can be downloaded

at johansondesign.com



3D Max



Archicad



Revit



Autocad 2D



Autocad 3D



Sketchup

 pCon
The logo for pCon features the letters 'pCon' in a bold, sans-serif font, with the word 'PLUGGER' in a smaller font underneath.

Recycling

All steel parts are recyclable.

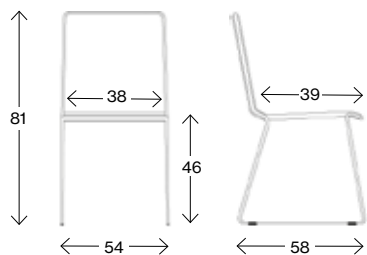
Before we finish the chrome/lacquer all grease/oil is removed by alkaline wash and then sent for destruction. The lacquering is produced by electrostatic epoxy powder coating that gives a minimum of waste. The electrostatic chrome (chrome 3) is recyclable. The plastic parts that are used are recyclable by grinding. All upholstery and frames of synthetic material are totally without C.F.C. emissions. All glue is water based.

Material declaration

For more information about the product please download material declaration on our website, under Downloads à Product Information at www.johansondesign.com

Facts

Measurements cm

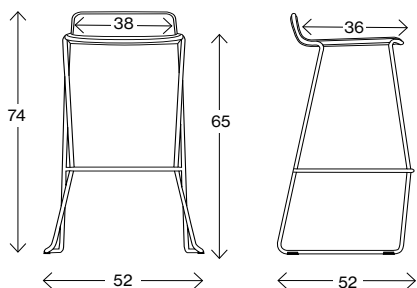


Speed 09-46

Fabric requirement (r.m)	0,95
Leather requirement (m ²)	1,7
Weight (kg)	6,4
Volume (m ³)	0,315



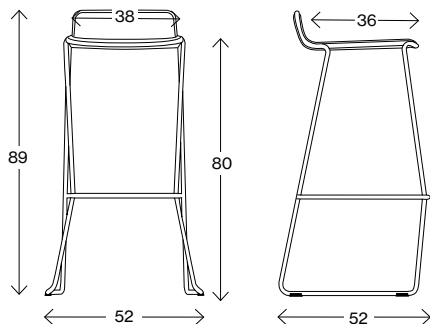
Measurements cm



Speed BS 65

Fabric requirement (r.m)	0,6
Leather requirement (m ²)	1,3
Weight (kg)	8,5
Volume (m ³)	0,234

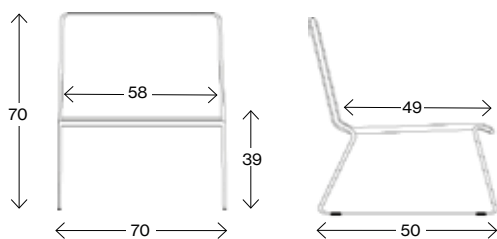
Measurements cm



Speed BS 80

Fabric requirement (r.m)	0,6
Leather requirement (m ²)	1,3
Weight (kg)	9,0
Volume (m ³)	0,338

Measurements cm

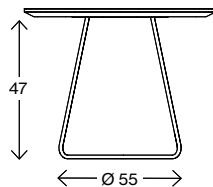


Speed EC

Fabric requirement (r.m)	1,15
Leather requirement (m ²)	2,4
Weight (kg)	9,9
Volume (m ³)	0,448

Facts

Mått cm

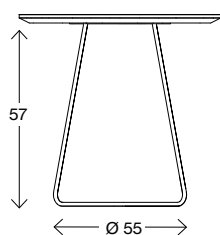


Speed Table 47

Weight (kg) 6,4
Volume (m³) 0,315

Recommended table tops Ø50-Ø75

Mått cm



Speed Table 57

Weight (kg) 8,5
Volume (m³) 0,234

Recommended table tops Ø50-Ø75







JOHANSON

Johanson Design AB | Anders Anderssons Väg 7 | 285 35 Markaryd | Sweden
Tel +46-433 725 00 | www.johansondesign.com