

BB-Pieces-10/1 1

Assemble instruction for connection of  
B-Bitz

---

Monteringsanvisning för kopplings beslag  
till B-Bitz


**b-bitz**<sup>TM</sup>

## BB-Pieces-10

1

Locate fixing points for bolts.


Lokalisera fästpunkter för bultar.



2

Assemble fixing plates.


Montera fast fästplattor.



3

N.B.! This step can be done when the seat modules are standing in their position where they are supposed to be.

Assemble the hoop through pushing it into the to fixing plates and fix it with the bolts.



Obs!

Det steg kan göras när sittmodulerna står i sina tilltänkta positioner.

Montera fast bygel genom att pressa den genom fästplattorna och fixera den med bultarna.

## BB-Pieces-11

1

Locate fixing points for bolts.

Lokalisera fästpunkter för bultar.



2

Assemble fixing plates.


Montera fast fästplattor.



3

N.B.! This step can be done when the seat modules are standing in their position where they are supposed to be.

Assemble the hoop through pushing it into the to fixing plates and fix it with the bolts. Connect accessories with the center bolt.



Obs!

Det steg kan göras när sittmodulerna står i sina tilltänkta positioner.

Montera fast bygel genom att pressa den genom fästplattorna och fixera den med bultarna. Fäst tillbehör med centrumbult.