

Lindy

Design – Fredrik Färg & Emma Blanche



JOHANSON




Introduction

This discreet but distinctive feature is a little cast aluminium coupling that links the upper part of the frame to the legs. The elegantly constructed metal underframe is almost organic in its lines, and the coupling, which can be lacquered in a contrasting or matching colour, finished in textured lacquer or selected in anodised aluminium, adds that special extra something to the overall expression.

LINDY is available as a café table, a bar table, a dining table or a conference table in different heights and sizes, with a generous choice of tabletop options.

“It’s our guess that users will find any number of different ways to use LINDY in every environment from restaurants and hotels to schools, workplaces and domestic settings,” say Färg & Blanche.



Designer

Stockholm based design studio Färg & Blanche is known for their experimental stance, where each expression informs the other, they effortlessly move between the exclusive hand made one off and the industrially produced, without ever losing their distinctive touch.



Models



Lindy - 3 leg



Lindy - 4 leg

Colour

Multicolour - Finish RAL

Take part in Johanson's color range, 405 variants of different finishes are offered as standard on steel frames and metal details. Choose from all 195 RAL colors, alternatives are available both as solid finish (gloss 72) or Structure finish which has a matte, slightly textured elegant surface. In addition, 15 RAL colors with pearl finish and chrome are offered.

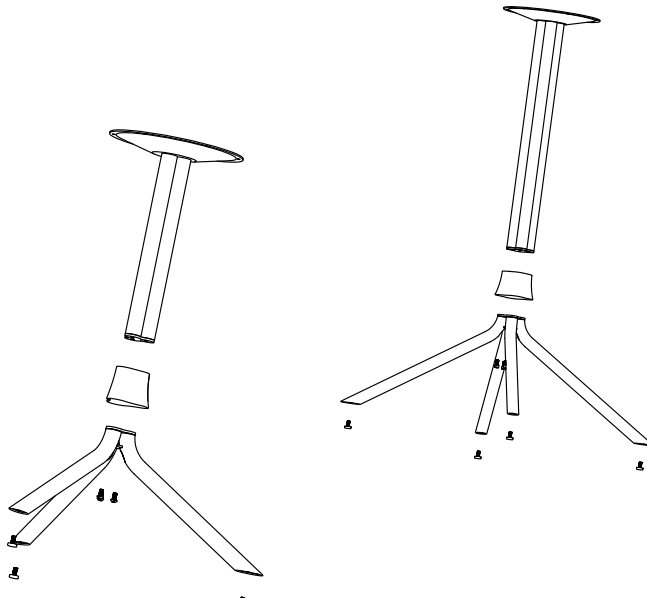
For all colours see www.johansondesign.com

- 195 Solid collection (gloss 72)
- 195 Structure collection (matte, textured surface)
- 15 Pearl finish collection and chrome.



Facts

Lindy in detail



Separable



Facts

Material

- 20-50% Recycled Swedish steel
- Underneath each leg there is a plastic glider

BIM -objects can be downloaded

www.johansondesign.com



3D Max



Archicad



Revit



Autocad 2D



Autocad 3D



Sketchup

 pCon

Recycling

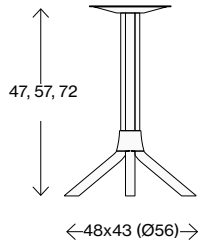
All steel parts are recyclable.

Before we finish the chrome/lacquer all grease/oil is removed by alkaline wash and then sent for destruction. The lacquering is produced by electrostatic epoxy powder coating that gives a minimum of waste. The electrostatic chrome (chrome 3) is recyclable. The plastic parts that are used are recyclable by grinding. All upholstery and frames of synthetic material are totally without C.F.C. emissions. All glue is water based.

Facts

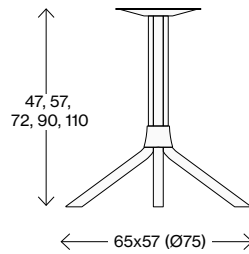
Lindy 3S

Dimensions cm



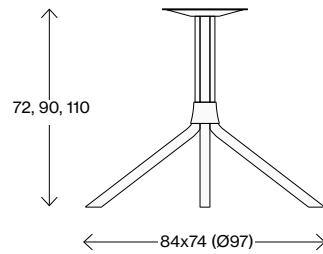
Lindy 3M

Dimensions cm



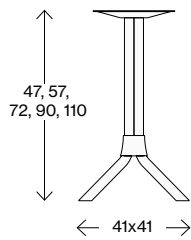
Lindy 3L

Dimensions cm



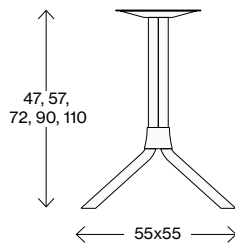
Lindy 4S

Dimensions cm



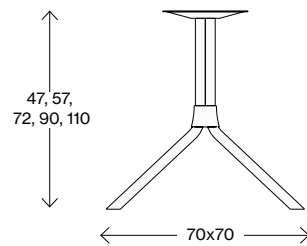
Lindy 4M

Dimensions cm



Lindy 4L

Dimensions cm



Recommended combinations



		
Top	Lindy-3	Lindy-4
Ø50	S: 47/57/72	-
Ø60	S: 47/57	S: 47/57/72/90/110
Ø75	M: 47/57/72	S: 47/57 M: 72/90/110
Ø90	M: 47/57	M: 47/57/72/90/110
Ø100-110	L: 72	M: 47/57 L: 72/90/110
Ø120	-	L: 72/90
Ø130	-	L: 72
Ø150	-	
Ø180	-	
60x70	-	S: 47/57 M: 72/90/110
70x70	-	S: 47/57 M: 72/90/110
120x70	M: 72/90/110 (x2)	M: 72/90/110 (x2)
140x70	M: 72/90/110 (x2)	M: 72/90/110 (x2)
180x70	M: 72/90/110 (x2)	M: 72/90/110 (x2)
180x90	M: 72/90/110 (x2)	M: 72/90/110 (x2)
240x110	L: 72/90/110 (x2)	L: 72/90/110 (x2)
300x110	L: 72/90/110 (x2)	L: 72/90/110 (x2)
360x110	3L/72 (x2) + 4L/72 (x1)	3L/72 (x2) + 4L/72 (x1)
420x110	3L/72 (x2) + 4L/72 (x1)	3L/72 (x2) + 4L/72 (x1)



Table tops



Discus

Chamfered edge with thickness 25mm. MDF with laminate or veneer in different executions.

Finish	Description	Edge
White laminate	F1040 MAT Alpino RAL 9010	Discus edge, natural lacq. MDF
Black laminate	F2253 MAT Diamond black RAL 9011	Discus edge, natural lacq. MDF
Light grey laminate	F7927 MAT Folkestone NCS S 2500-N	Discus edge, natural lacq. MDF
Oak laminate	F5374 NAT Elegant oak	Discus edge, natural lacq. MDF
Birch laminate	F7921 MAT Birch	Discus edge, natural lacq. MDF
Wenge laminate	F1614 MAT Punga Punga Wood	Discus edge, natural lacq. MDF
Walnut laminate	F5150 MAT American Walnut	Discus edge, natural lacq. MDF
Ash laminate	F8843 NAT Natural Ash	Discus edge, natural lacq. MDF
Oak veneer	Clear lacquered oak veneer	Discus edge, natural lacq. MDF
Birch veneer	Clear lacquered birch veneer	Discus edge, natural lacq. MDF
Ash veneer	Clear lacquered ash veneer	Discus edge, natural lacq. MDF
Formica Collection Colors	Any color from Formica Collection Colors:	Discus edge, natural lacq. MDF
White laminate	F1040 MAT Alpino RAL 9010	Discus edge, white lacquered MDF
Black laminate	F2253 MAT Diamond black RAL 9011	Discus edge, black MDF
Black stained oak veneer	Black stained lacquered oak veneer	Discus edge, black stained MDF
White stained oak veneer	Oak veneer white pigmented hardwax	Discus edge, white stained MDF
Black stained ash veneer	Black stained lacquered ash veneer	Discus edge, black stained MDF
White stained ash veneer	Ash veneer white pigmented hardwax	Discus edge, white stained MDF
Abet Laminati	Rocks 557 Papier	Discus edge, natural lacq. MDF
Abet Laminati	Rocks 1451 Papier	Discus edge, natural lacq. MDF
Abet Laminati	Rocks 596 Climb	Discus edge, natural lacq. MDF
Fenix NTM laminate	0718 Grigio Londra	Discus edge, black MDF
Fenix NTM laminate	0720 Nero Ingo	Discus edge, black MDF
Fenix NTM laminate	0724 Grigio Bromo	Discus edge, black MDF
Fenix NTM laminate	0752 Grigio Antrim	Discus edge, black MDF
Formica Collection True Scale	F3458 Travertine Silver AR Plus	Discus edge, natural lacq. MDF
Formica Collection True Scale	F3457 Breccia Paradiso AR Plus	Discus edge, natural lacq. MDF
Formica Collection True Scale	F3476 Jet Sequoia AR Plus	Discus edge, natural lacq. MDF
Formica Collection Patterns	F8832 Elemental Corten AHD	Discus edge, natural lacq. MDF
Formica Collection Colors	Any color from Formica Collection Colors:	Colour lacquered to match laminate



Basic

Straight edge with thickness 25mm.

Finish	Description	Edge
White laminate		Basic edge, white ABS-edge
Black laminate		Basic edge, black ABS-edge
Forbo Desktop	4023 Nero	Basic edge in matching colour
Forbo Desktop	4172 Mauve	Basic edge in matching colour
Forbo Desktop	4132 Ash	Basic edge in matching colour
Forbo Desktop	4179 Smokey Blue	Basic edge in matching colour
Forbo Desktop	4174 Conifer	Basic edge in matching colour
Forbo Desktop	4184 Olive	Basic edge in matching colour
Forbo Desktop	4176 Mushroom	Basic edge in matching colour
Kvadrat Really	Cotton Cream	ABS-edge
Kvadrat Really	Cotton Blue	ABS-edge
Kvadrat Really	Cotton White	ABS-edge

Other

Besides our standard range of veneer, laminate, stain and lacquer-colours we can offer customized solutions.









JOHANSON

Johanson Design AB | Anders Anderssons Väg 7 | 285 35 Markaryd | Sweden
Tel +46-433 725 00 | www.johansondesign.com